

**RULES AND
REGULATIONS
MEMBER HANDBOOK**

ShowMow
Racing
AUSTRALIA

2021 EDITION

SHOWMOW RACING AUSTRALIA

WELCOME

SHOWMOW RACING AUSTRALIA

WELCOME TO SHOWMOW RACING

We're so excited to have you here!

Treat this as your racing bible! Aside from the all important rules, we've included a pre-race day checklist, race day process, flag breakdown & lingo cheatsheet for you to print off and use throughout the season - please make sure you fully understand all of the rules and if you have any questions don't hesitate to reach out for a chat. We're are always keen to hear any great feedback or ideas.

ShowMOW Racing is an inclusive club with a common goal, to have an absolute blast racing lawnmowers. We are strongest as a team so please get involved, help your mates out and bring your smile to the track!

We are really pumped to see all of your racing machines raring to go this year!

See you on the race track,
Rod Dickinson - President of ShowMOW Racing

Also! Make sure to join the ShowMOW Racing members Facebook group to keep up to date and like our Facebook & Instagram pages.

FB page: @ShowmowRacing


FB group: Showmow Racing Members

Insta page: @showmow_racing




CONTENTS

SHOWMOW RACING AUSTRALIA



RACE DAY CHECKLIST/PROCESS, LINGO CHEATSHEET & FLAG BREAKDOWN

Print these off!



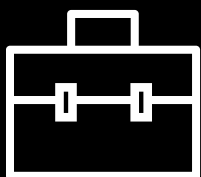
COMPETITION RULES

The do's & don'ts for
the championship
season.



MEMBERSHIP COSTS

You can find yearly
memberships, race day
fees and how to pay
here.



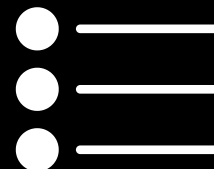
COMPETITION REGULATIONS

Mower and driver
eligibility, safety
equipment and the all
important scrutineering
guidelines.



GENERAL BUILD REQUIREMENTS

Here's everything you
need to know when
building your amazing
race machine.



CLASS OVERVIEW & BREAKDOWN

MOTIV8, Juniors (A&B), C
Class, Modified, Super
Modified & Masters.



PRE-RACE DAY CHECKLIST

(BEFORE YOU GET TO TRACK)

PRINT ME OFF!




- **Helmet**
 - (Australian Standard 1698 (motorbike helmet) or European standard approval sticker attached.)



- **Gloves**
- **Goggles (or sunglasses if under visor)**



- **Neck brace**
- **Body armour**
 - Only compulsory for Juniors but recommended for all



- **Lanyard (kill switch)**
- **Log book**
- **Race fees paid (week before)**



- **Check oil**
- **Check fuel tank is full**
- **Check fuel jerry can is full**
- **Check tyre pressure**
- **Read over scrutineering requirements and track rules**



- **Spare belts / parts**
- **Tools**
- **Test drive and ensure kill switch works (if safe)**
- **Check ShowMOW Racing members Facebook group for last minute updates.**
- **A positive and helpful attitude!**

LET'S RACE!!



RACE DAY PROCESS

(WHEN YOU GET TO THE TRACK)

PRINT ME OFF!

- 1. Unload mowers**
- 2. Take log book, mower, fire extinguisher and safety gear to scrutineering tent and line up mower.**
- 3. Once scrutineer has approved, please take scrutineering sheet to the Race Control area.**
- 4. Hand in scrutineering sheet to the Race Control. Once done, please get approval sticker or tag for mower and wristband for you as a driver from Race Control.**
- 5. Prepare to race - ensure all checks are done and if you need to re-fuel, please use the refuelling area.**
- 6. You MUST attend the pre-race meeting.**
- 7. Get your grid positions for the day.**
- 8. Race.**
- 9. After each race, please check your positions with the Head Race Steward to confirm.**
- 10. Please ensure you stick around and help pack up, we are a team!**
- 11. End of event meeting / presentation.**

LET'S RACE!!

ShowMow
Racing
AUSTRALIA



RACER LINGO CHEATSHEET

PRINT ME OFF!

President - Head of ShowMOW Racing

Club Captain - Head of South Coast Mower Racing (SMRC)

Committee - The body of people in charge of running ShowMOW Racing.

Head Race Steward - This person is in charge of the races and makes decisions on the course.

Racer/Driver - Driver of a lawnMOWer

Scrutineer - The scrutineer is in charge of checking each mower and driver to ensure they meet the safety and general build standards set in the rules. This will happen at each event before racing commences.

Marshal - A marshal is a person who is designated to man course on race days.

Pits - The pits are the designated area where all mowers are parked (in a neat line).

Grid - The grid is where each class lines up just behind the Go/Finish line, ready to race! You will be given your grid number before each race.

Go/Finish Line - The Go/Finish line is the line drawn on the race track that marks the beginning and end of each lap.

DNS - Did Not Start

DNF - Did Not Finish


H/P - An engine's horsepower.

"MOVE!!!" - You're about to get hit! Always make sure you're facing the action and are in a safe space when a race is happening.




FLAG BREAKDOWN

PRINT ME OFF!




Please familiarise yourself with the following flag signals (where flags are used). These are to be followed without question:

GREEN (held steady) – Prepare for race start




GREEN (waved) – The race is underway, or resume racing after yellow.

YELLOW (waved) – Caution. SLOW DOWN. Obstruction or mishap ahead.




No passing until past hazard or next flag point indicating green flag. Drivers are to form a single line behind the leader and follow the starter's directions. Very slow machines may signal following machines to pass.

YELLOW (held) – Awaiting drivers to slow into a single line after slow down pending race recommencing.



RED – Danger. Stop immediately with caution


BLACK (furled) – Displayed as a warning for a driving infringement. Continued infringement will result in an unfurled Black flag and disqualification.




BLACK (unfurled) – Displayed for dangerous driving, continued driving infringements or flagrant breaking of the rules.

The driver must complete the lap and pull off the race track to the pits or a safe area away from the track without impeding any other competitors.

WHITE - Last Lap of Race



CHEQUERED (Everyone's favourite!) – End of race, please exit the course and park your mower safely.



COMPETITION RULES

1. GENERAL

1.1. The organisers retain the right to limit the number of entries.

1.2. If entry numbers are insufficient for any class, the organisers or combine it with another class by using some form of handicap if necessary.

1.2.1 *There needs to be a minimum of 3 mowers to make a class.*

1.3. Race day entry fees start are \$40 for adults (over 16 y/o) and \$10 for Juniors (under 16 y/o). Juniors are free if accompanied by a paying racing adult member.

1.4. No alcoholic beverages may be consumed by any driver or crew member before the end of the last race or any other on-track activity. No illegal drugs or controlled substances shall be tolerated on the track premises at any time. Violation will result in disqualification and loss of points or results. Drivers should familiarise with Clubs affiliation with 'Good Sports Club' policies and guidelines.

1.5. All on-track and competition (i.e. non-technical) issues must be raised with the Chief Steward on the day of the event.


1.6. Any technical specification issue should be referred to the Chief Scrutineer.

1.6.1 The Chief Scrutineer will be appointed by the Club Captain.

1.7. Unauthorised persons are not allowed onto the track or pit area at anytime.

1.7.1. Pets are not allowed onto the track, or pit area at any time. Please ensure they are restrained at all times.


1.8. Please note that the ShowMOW and Good Sports policies and codes of conduct form part of the Rules and regulations of the club.



COMPETITION RULES

2A. RULES OF THE TRACK

- 2.1. No bumping or deliberate blocking will be tolerated. A driver maintaining a racing line is not considered to be blocking, however several changes of line to deliberately impede a following driver will be penalised.
- 2.2. The responsibility of a safe pass rests with the overtaking driver.
- 2.3. The following flag signals (*where flags are used*) will be followed without question:
- 2.3.1. **GREEN (held steady)** – Prepare for race start
 - 2.3.2. **GREEN (waved)** – The race is underway, or resume racing after yellow.
 - 2.3.3. **YELLOW** – Caution. SLOW DOWN. Obstruction or mishap ahead - No passing until past hazard or next flag point indicating green flag. Drivers are to form a single line behind the leader in track position and follow the starter's directions. Very slow machines may signal following machines to pass.
 - 2.3.4. **YELLOW** – Awaiting drivers to slow into a single line after slow down pending race recommencing.
 - 2.3.5. **RED** – Danger. Stop immediately with caution
 - 2.3.6. **BLACK (furled)** – Displayed as a warning for a driving infringement. Continued infringement will result in an unfurled Black flag and disqualification.
 - 2.3.7. **BLACK (unfurled)** – Displayed for dangerous driving, continued driving infringements or flagrant breaking of the rules. The driver must complete the lap and pull off the race track to the pits or a safe area away from the track without impeding any other competitors.
 - 2.3.8. **WHITE** - Last Lap of Race
 - 2.3.9. **CHEQUERED** – End of race, please exit the course and park your mower safely.



COMPETITION RULES

2B. RULES OF THE TRACK

2.4. If a driver leaves the course he/she must slow down and re-enter the course **at the REAR of the field** as close as possible to the same point the mower left the marked course. The driver may not simply re-enter further down the course in order to gain an advantage.

2.5. If a mower stalls on the course the driver's first responsibility is to raise one hand high, then await instruction from the flag marshals. Crew members are not to go onto the course unless directed to do so by the Head Race Steward or his/her representative.

2.5.1. When flag is **YELLOW** and the race is under control, rider can then push mower off the course to a safe area. Please ensure you stay with your mower - no repairs until the race is finished.


2.6. Unsafe track driving practices may result in disqualification.

2.7. Grid positions may be determined by random selection, qualifying times or by predetermined allocation by the Head Race Steward if applicable.

2.8. The duration of a race (i.e. number of laps) will be advised to the drivers prior to commencement of the race. If a race is stopped (e.g. red flagged) prior to completing the notified number of laps, it is up to the Head Race Steward to declare.

2.8.1. The finishing order will be as the mowers passed the finish line on the last completed lap prior to the display of the red flag. If less than 75% of laps have been completed then the race may be abandoned or, if time permits, rerun in full or restarted from the point it was stopped. If the race is restarted it shall be single file and in the order as mowers finished the last lap prior to the display of the red flag.


2.8.2. Riders are to start on the grid in positions that they were passing GO/STOP.



COMPETITION RULES

3. RULES OF THE PITS AND GRID

- 3.1.** No person under the age of 16, unless competing shall be permitted on the grid. Unless under the direction of the Head Race Steward.
- 3.2.** No mower may have more than one attendant on the grid in addition to the driver unless permission is granted by the Head Race Steward.
- 3.3.** Long pants, closed shoes (preferably boots) and hi-visibility race shirts are required to be worn by all crew members, marshals and officials (including media etc.) on/in the track and grid area.
- 3.4.** No smoking in the pits, track and grid area AT ALL.
- 3.5.** Where a designated refuelling area is provided, it MUST be used by all members.
- 3.6.** During refuelling the engine must be off and driver must dismount. An appropriately rated fire extinguisher must be in the hands of a crew member any time fuel is added to a hot machine.
- 3.7.** Mower must be completely stopped before the driver dismounts.
- 3.8.** Drivers and Crew members are under the direction of the Head Race Steward, or their representatives, at all times when machines are in the pit area, as well as the grid.
- 3.9.** All drivers, crews & attendants must be current financial members of ShowMOW Racing Australia Inc.




COMPETITION RULES

4. COMPETITION POINTS

- 4.1. The drivers' and constructors' championship titles are awarded to the drivers who score the MOST points over the course of the season.
- 4.2. Any driver not starting will forfeit their grid position allocated – but all drivers will still start in their ALLOCATED grid position.
- 4.3. Grid positions will be allocated to all registered drivers at the start of the race day by the Head Race Steward.
- 4.4. A false start by drivers will require the race to restart, and offenders returned to the back of the start grid.
- 4.5. In the event of any ties for position, the last race of the season will constitute a FINAL and will be used to determine the final positions. ALL races will be points races, unless otherwise nominated by the Head Race Steward.
- 4.6. Points are as follows:

| PLACE | POINTS |
|---------------|--------|
| 1st | 8 |
| 2nd | 6 |
| 3rd | 4 |
| 4th and under | 2 |
| DNF | 1 |
| DNS | 0 |



COMPETITION RULES

5. TRACK PENALTIES

5.1. The penalties are as follows:

5.1.1. Mower Roll Over OR Speeding Infringement – DNF for race, and subsequent* races until further scrutineering can confirm track worthiness to class specifications.

5.1.2 Serious Equipment Failure - DNF for race and subsequent* races until further scrutineering can confirm track worthiness to class specifications. This will apply to accidents where mower does not restart in a reasonable time, or loses a body part/wheel etc.

5.1.3. Inconsistent driving - DNF for race, and subsequent* races until further scrutineering / Driver education can confirm track safety. This will be factored on the expectations of drivers within each class – with a higher standard expected of drivers incrementally above A class. (This includes fast/slow, irregular braking or irregular steering)

5.2. Failure to follow direction from Steward/Marshall – DNF for race, and subsequent* races until meeting with Race Steward occurs.

5.2.1. Any repeat offences will be reported to the race steward team for review, and may be escalated to the club committee if deemed necessary.

5.2.2. Further actions such as suspension of licence may be deemed appropriate in these circumstances. Any Breach of the club's Code of Conduct provisions will be referred to the club committee for action.

5.2.3. For efficiency in managing our race events, the Head Race Steward will hold the final say in all race matters – and decisions made in the best of their capacity. As with all other sports, the referee or official decisions are final.

5.2.4. Should a dispute be considered significant and necessary, it is not to be argued on the day – but raised with the committee through the established processes.

Please note: Subsequent races may include events where two consecutive races are held, and availability of scrutineering personnel. Any checks required are to take place in a safe location in the pit area away from the track, and not whilst racing is still taking place.



MEMBERSHIP COSTS

6A. SEASON MEMBERSHIP

| MEMBER TYPE | COST |
|----------------------------------------------------------------------------------|----------|
| Single Rider (1x shirt, 1 cap*) | \$100.00 |
| Family Membership (2x shirts, 2x caps*) (2 adults + unlimited no. kids under 16) | \$150.00 |

**Additional merchandise can be purchased separately.*

6B. RACE DAY FEES

| MEMBER TYPE | COST |
|--------------------------------------------|---------|
| Senior (Adult/Over 16 y/o) | \$40.00 |
| C Class (Under 16 y/o) | \$10.00 |
| Junior (Under 16 y/o with no Senior entry) | \$10.00 |
| Junior with Senior Entry* (Up to 16 y/o) | FREE |

**A junior has to be a member as part of a family membership of the club and be accompanied by an adult club member at all events.*

6C. ADDITIONAL FEES

| | |
|------------------------------|------------------|
| Season Pink Slip (per mower) | \$10.00 (annual) |
|------------------------------|------------------|

6D. PAYMENT DETAILS


All entries have to be paid into the ShowMOW bank account one week before a race day/event:

Reference: Driver/s Name

BSB: 633 000

Account No: 161 837 869

If less than 8 entries are taken, race day will not go ahead and people who have paid will be in credit for the next race day/event. If there are 8 or more the race day will go ahead. Any entries after this time will be considered late entries. Late entries will be taken up until and including race day at \$50 entry.



COMPETITION REGULATIONS

7A. DRIVER ELIGIBILITY

7.1. Classes are set as Juniors (A & B Classes), C Class, Modified, Masters & Super Modified.

7.1.1. Please see Class Overview & Breakdown for further information.

7.2. For A Class, drivers must be a **minimum of 8 years of age**. Prior to competing in any event A class drivers must be able to demonstrate to the Head Race Steward/Licence reviewer adequate skill and control of the mower. (*See Section 13 for A Class mower requirements*).


7.3. All drivers must sign a release form discharging the organisers from liability and for drivers under 18 years of age this form must also be signed by an attending a parent/guardian.

7.4. All drivers must be financial members of ShowMow Racing Australia Inc.

7.4.1. The committee at its discretion can offer short term membership for the purpose of allowing visitors access to racing with the club at an event day that is insured. This fee is currently set at \$50 per driver – but will be reviewed where it is considered that a higher fee is required to meet costs.

7.5. Drivers under 16 years of age and new to ShowMow Racing Australia inc. will be required to start in Juniors (A or B) Class for a minimum of their first three race meetings to allow Stewards to observe driver standards.

7.6. For new adult members, after a full year of competition in C Class or Masters they may progress to Modified Class. And after a full year of competition in Modified, drivers may progress to Super Modifieds.



COMPETITION REGULATIONS

7B. DRIVER ELIGIBILITY

7.7. Should a driver take a leave of absence from racing, they must return to the class they left. For example; if you raced in Modified that season and decided to leave. When you returned, you can only go back to the Modified class, you cannot progress to Super Modified.

7.8. A racer who can provide evidence and documentation of holding a long term and/or existing motor sport licence commensurate with the skills involved in lawnmower racing, can make application to the committee for special consideration to review the provisions of sections 7.5 - 7.6.

.



COMPETITION REGULATIONS

8. DRIVER SAFETY EQUIPMENT

8.1. Every driver **MUST** wear an automobile or motorcycle type helmet with the minimum of AS (Australian Standard) 1698 (motorbike helmet) or European standard approval sticker attached. Helmets must be in sound overall condition and fit snugly. Chin straps must be done up while racing or practicing.

8.2. Goggles, approved safety glasses or a face shield are required. Reading or straight sunglasses are **NOT** sufficient. Sunglasses may be worn under a **CLOSED** visor.

8.3. Every driver must wear (as a minimum) jeans or motorbike pants (no track pants), **long sleeved club racing shirt**, full finger gloves and leather over-the-ankle footwear.

8.3.1. Neck braces are compulsory, as is body armour for every racer under 18.


Armour is highly recommended for all drivers and should be of a jacket type providing protection to torso, shoulders and elbows.

8.3.2. No loose clothing (unbuttoned or untucked shirts etc) allowed. Long hair must be kept tucked inside helmet, or safely retained under shirt etc.

8.4. Drivers must have a fully charged appropriately rated fire extinguisher in their equipment and it must be readily available adjacent to any fuelling operation. Drivers who discharge someone else's are required to replace it.

8.5. The placing of hands around and/or under rear guards of the mowers is not permitted. Drivers may fit handles or handgrips to the top of the rear guards of their mowers, but the handles must not extend outside the existing bodywork at the rear of the mower and must be sufficiently large to enable their gloved hand to fit under the handle and be removed without getting caught.


8.5.1 Side support is allowed up to 6 inch (15cm) from top of guard and not connected to seat.



COMPETITION REGULATIONS

9. MOWER ELIGIBILITY

- 9.1.** Events are open to all self-propelled lawn mowers with front mounted motors only. The main provision being that the mower must originally have been designed and sold commercially to mow residential lawns.
- 9.2.** The generally accepted category is ride-on mowers with rear tyres max of 20 inches (510mm) diameter and under. Tyres **MUST** be turf tread mower tyres (refer 9:20).
- 9.3.** Final drive ratio is free for all mowers C class or above. Mowers may be restricted by gearing or engine revs or other means to achieve capping the maximum speed of 30 kph for Juniors (A) and 35 kph for Juniors (B).
- 9.4** Junior classes (A and B) are 'restricted' by having a non-locked transaxle, and an engine no greater than 15 Horsepower (H/P).
- 9.5.** Demonstration or "novelty" classes may be included for mowers that otherwise may not be eligible for competition.
- 9.6.** Other classes may be added if sufficient interest is shown (*Subject to club agreement*)
- 9.7.** All mowers that will be involved in ShowMow events will need to have undergone a 'Pink slip' process, before being raced. This will be completed by a club authorised scrutineer and will incur a \$10 service fee that will be paid to the club at the time of inspection.



COMPETITION REGULATIONS

10A. SCRUTINEERING

10.1. Owners will be provided with a log book for their mower after their initial pink slip, and this will need to remain with the mower throughout its racing life. Log book will need to be handed in at each race event and updated with scrutineers clearance report. Lost log books will need to be reconstructed and will incur a \$50 re-issue fee.

10.1.1. At a race event if there is no Log Book produced, the mower will not be cleared for racing.

10.2. Every mower must be presented for scrutineering prior to any event. An indicator (this may be a sticker or wristband) that the mower has passed a scrutineering check is required before that mower will be allowed to enter the grid or track areas.


10.2.1. Any mower may be re-scrutineered at any time if, in the opinion of the Head Race Steward or Chief Scrutineer, the mower's eligibility may have changed.

10.3. All safety equipment (including fire extinguisher) and clothing must be presented for inspection at the time of scrutineering and must be clean and in sound condition. Equipment that has holes, is torn or badly stained may be rejected.

10.4. Drivers may be tested on their flag knowledge at scrutineering.

10.5. A completed entry form and scrutineering sheet, signed by the driver and Event Secretary, must be presented to the Scrutineer.

10.6. Scrutineering faults will be noted on the scrutineering form/log book. If that fault is not rectified by the next event it may not be permitted to race. If permitted NO championship points will be awarded until fault is rectified. If the fault is safety related, then the mower will not be permitted to race.



COMPETITION REGULATIONS

10B. SCRUTINEERING

10.7. A driver must nominate at scrutineering at each meet which race category they are entering and the mower (i.e. class/mower name and number) they will use for that meet. Another mower may be used for a race in lieu of this mower (for race participation purposes), but no championship points will be awarded.

10.7.1. Only ONE mower per category can be nominated for competition points.

10.8. It is each driver's responsibility to ensure their mower complies with these Competition Regulations.



GENERAL BUILD REQUIREMENTS

11A. GENERAL BUILD REQUIREMENTS

11.1. Cutting decks must be removed completely from all mowers.

11.2. All mowers must be fitted with a device to ensure the mower will come to a stop if the driver removes pressure from the drive pedal. If this is a foot accelerator pedal, the linkages must be fitted with a minimum of two return springs. Hand only throttles are not permitted if it is the only means of the mower stopping or slowing.

11.3. All mowers **MUST** be fitted with a “kill switch” that will turn the engine off in the event the driver falls from the mower.

11.3.1. This **MUST** be the commercially available “lanyard” type with a tether mechanically connecting to the driver and the mower (similar to that available for a jet ski) as available from the club. Other lanyards will not be allowed.

11.3.2. The lanyard is to be no longer than 1 metre, but should also be of a length proportionate to driver and mower to ensure effective operation should incident occur.

11.3.3 Velcro is **NOT** to be used to attach the tether to the driver or the mower.

11.3.4. Homemade switches, pressure switches or magnetic switches are not acceptable even if as fitted to the originally manufactured mower.

11.3.5. Additional switches that by-pass the kill switch are not allowed under any circumstance.

11.4. Mower brakes must be in good working order. A parking brake may be fitted for safety if desired.

11.5. Working headlights and tail lights must be fitted.

11.6. Tow points need to be fitted to the front and rear of all mowers.

11.7. Mowers must be free of projections, which could injure the driver or a competitor, or damage another mower. No axle or wheel mounting bolts may protrude beyond the face of the sidewall.



GENERAL BUILD REQUIREMENTS

11B. GENERAL BUILD REQUIREMENTS

11.7.1. Mowers must be safe and complete: all parts and panels in place, with no missing bolts, nuts or cotter pins etc.

11.7.2. All exposed chains and sprockets must be fitted with a metal guard that will deflect a broken chain downward.

11.8. In racing classes, bumpers may be permitted. Both front and rear bars need to be made of a singular piece of steel to keep within the lawnmower look. Both front and rear bars must be greater than ground clearance specified for each class (**See Section 11.16**) from the ground. No push bars, rollover protection or seat belts are allowed. Specifications for front and rear are as follows:

11.8.1. Front bar

Length: The front bar needs to be 30mm off the front wheels but no more than 70mm front the front wheel.

Width: No wider than the insides of the front tyres.

11.8.2. Rear bar

Length: The rear bar needs to be 30mm off the rear wheels

Width: No wider than the centre of the rear tyres.

11.9. Mowers must be neat and clean, with paint in new or very good condition. No excess dirt, oil, grease, rust or primer should be evident. Sponsor graphics must not interfere with the mowers racing numbers and 'MOW' name. Mowers racing numbers and 'MOW' name must be clearly visible.

11.9.1. Race numbers and 'MOW' names are to be requested on the Official Entry Form or by preregistering with the Event Secretary. Pre-registered numbers will take precedence. The required minimum dimensions of both numbers and 'mow' names is **a min of 50mm**. Numbers **MUST** be clearly visible on a contrasting background. e.g. white letters on black circle/square or black letters on white circle/square.

11.10. All positive charged terminals must be insulated with a cover of heavy tape or original rubber/plastic cover securely fixed, and battery must be securely fixed.



GENERAL BUILD REQUIREMENTS

11C. GENERAL BUILD REQUIREMENTS

11.11. Glass headlamps must be taped or removed.

11.12. Steering wheels may be substituted for any commercially available pieces. No further mowers are allowed in any class with handlebars in lieu of a steering wheel.

11.13. All mowers **MUST** have steering bump stops to prevent oversteering and therefore avoid serious accidents.

11.14. Tyres must be lawn turf tyres. No tractor tread, A.T.V, commercial mower or performance compound, competition or kart tyres. Additional grooving is not permitted. Flat tyres will be black flagged. Wheels must be the same size on the rear axle, likewise both front wheels must be the same, and of lawn mower origin, made of metal. No dual or tandem wheels.

11.15. Centrifugal or torque converter clutches allowed in all classes.


11.16. GROUND CLEARANCE AND WIDTH: Junior and C Classes - min of 200mm to lowest part of chassis. Modified & Super Modified Classes – 100mm to lowest part of chassis. Width is 1 metre wide for all classes with the exception of Super Modified which is 1.2 metres max (*only pertaining to race mowers built prior to 30-1-2021, with a grandfather clause. A grandfather clause is 24 months for previous builds to comply with the 1 metre rule*).

11.17. Horsepower ratings by class are listed in the Classes Overview.

11.18. All bonnets must be fitted with securing devices to prevent opening during racing.

11.19. All engines must be verifiable by the original manufacturers Model Number and/or Engine Number. Should these details be not available, then the mower will only be qualified to compete in the super modified class of racing.


11.20. All mowers must be fitted with an effective muffler/s.



CLASS OVERVIEW

12. CLASS OVERVIEW TABLE

| Class | | Speed limit | Engine cap | Requirements |
|----------------|---------|----------------------|---------------------------------------------------------------|--------------------------------------------------------------------------------------------------------------------------------------------------------------------------------------------------------------------------------------------------------------------------------------------------------------------------------------------------------------------------------------------------------|
| MOTIV8 | | Max 18km/h speed | Hydro | Safety Introduction / Non Racing |
| JUNIORS | A Class | Min 18 - Max 30 km/h | Max 15 H/P | Motiv8 safety/Drivers Ed briefing, skill certification AND Successfully obtain a A Class license |
| | B Class | Min 25 - Max 35km/h | Max 15 H/P | Satisfactory completion of A class racing season AND successfully obtain a B Class license OR Hold a NSW Driver's license at any level and successfully obtain a B class license |
| C CLASS | | Unlimited | Max 15 H/P | For Juniors: Satisfactory completion of restricted B class racing season and successfully obtain a C Class license AND Hold a NSW Driver's license at any level. For entry level adults: You must first complete 3 races in B Class to a satisfactory level and receive approval from committee to advance to C Class AND Hold a NSW Driver's license at any level. |
| MODIFIED | | Unlimited | Max 20 H/P | Satisfactory completion of C Class racing season, committee consent AND Hold a green P or higher NSW Driver's license. |
| SUPER MODIFIED | | Unlimited | Max 4 stroke or 250cc motorbike engine or 30 H/P mower engine | Satisfactory completion of Modified class racing season, committee consent AND Hold an unrestricted NSW Driver's license. |
| MASTERS | | Unlimited | Max 15 H/P | Hold or have previously held an unrestricted NSW Driver's license AND are 50 years of age or older. |




CLASS BREAKDOWN:

JUNIORS (A & B CLASS)

13. JUNIORS (A & B CLASS)

- 13.1.** Junior class mowers have to comply with all General Build Requirements.
- 13.2.** Junior class mowers must also comply with horsepower and gearing restrictions as per the Class Overview.
- 13.3.** A & B class drivers are NOT permitted to race higher class mowers.
- 13.4.** A & B class mowers must have a riveted plate fitted to ensure gear restrictions are not breached (if required).
- 13.5** Maximum speed permitted is 30kph (A) and 35kph (B).
- 13.6.** Seat may be lowered, but top of seat padding may NOT be lower than top of rear guards
Mowers must still be clearly and easily recognised as mowers, and be neat, tidy and have good paint presentation.
- 13.7.** A & B class mowers can not have governor removed from motor.
- 13.8.** A & B class mowers cannot have gearbox modifications.
- 13.9.** Mowers that exceed the speed limit will be disqualified for that race and then in future races, it is the racer's responsibility to ensure the speed limit is rectified.



CLASS BREAKDOWN:

C CLASS

14. C CLASS

It is intended that C Class mowers are as supplied by the manufacturer, with only safety modifications allowed (factory guards etc must be maintained). Any irregular modifications required or desired must be submitted to committee prior to commencement of work to ensure that alterations will not interfere with the integrity of our entry level class.

14.1. If it is not specified in these class rules, it is not permitted. All other requirements are listed under the '**General Build Requirements**'.

14.1.1. The limit for engines is 15 H/P and below - this must be verifiable by the original manufacturers Model and/or Engine Number. Should these details be not available, then the mower will only be qualified to compete in the super modified class of racing.

14.1.2. Carburettors must remain as standard supplied by manufacturer.

14.1.3. Exhaust is free design, whilst still remaining at acceptable noise level for a muffler.

14.1.4. Standard safety equipment as specified for all other classes must be adhered to i.e. lanyard (of a length proportionate to driver and mower), auto return throttle etc.

14.1.5 Driveline must be standard available ride-on mower equipment and can be locked.

14.1.6. The mower may be lowered, but must not be lower than 200mm from the ground, measured from the lowest part of the chassis.


14.1.7. Transaxle to be in original orientation (it is upright).

14.1.8. Throttle and brake controls may be relocated.

14.2. Seat may be lowered, but top of seat padding may NOT be lower than top of rear guards
Mowers must still be clearly and easily recognised as mowers. Be neat, tidy and have a good paint presentation.

14.3. The front cross member may be bolted to stop lateral movement. The castor and camber angle may be altered. To this end, fabrication of a new cross member and kingpin arrangement is allowed, within the tolerances (1 metre wide).

14.4. Where no running board is fitted as standard (i.e. Rover Rancher) a suitable running board to prevent feet from becoming entangled with wheels, must be fitted.



CLASS BREAKDOWN:

MODIFIED

15A. MODIFIED

Modified Class is an advanced level of driving. An ideal class for experienced members with demonstrated track capability.

15.1. These mowers are as delivered from the factory except for the modifications listed below.

15.2. Engine must be originally manufactured for use in lawn mowing equipment and be stock in appearance, with the exception of air filter, air cleaner or velocity stack (ram tube).

15.2.1. Crankshaft must be in original orientation. Vertical crankshafts must pass through the original, unaltered crankshaft clearance hole in the frame. Billet flywheels can be used.


15.2.2. Maximum rating is 20 H/P. ALL engine markings/casting numbers identifying engine size etc, MUST be retained and clearly visible & unchanged. Penalties may occur for infringement.

15.3. Exhaust design is open, but must terminate away from driver and competitors and present no apparent safety hazard, and be of approved noise level at scrutineer's discretion.

15.4. Front axle and steering may be reinforced, substituted or fabricated. In the case of racer fabricated axles, these will be subject to the judgement of the Scrutineer as to their apparent safety for racing. Front axle MUST BE bolted or welded in LOCK position. No suspension and no shock absorbers permitted. Seats may have DISCREET shock absorbing capability.

15.4.1. Rear axle may use open differential, locked, "live", solid axle or inverted transaxle.

15.4.2. All steering linkages must use ball-type, rose-joint or spherical threaded rod ends.



CLASS BREAKDOWN: MODIFIED

15B. MODIFIED

15.5. Wheels must be the same size on the rear axle, likewise both front wheels must be the same, and of lawn mower origin, made of metal. No dual or tandem wheels.

15.5.1. Standard turf lawn mower tyres must be used.

15.6. Throttle and brake controls may be relocated.


15.7. Brakes may be improved in any way, with the exception of front brakes (no front brakes are allowed).

15.8. All parts should be of lawn mower origin with the exception of those specifically mentioned in these regulations.

15.9. The original Chassis, whether pressed or frame type, must not have outside dimensions altered.

15.10. Wheel base must not be more than 1400mm long front, centre to centre and no more than 1 metre wide.

15.11. Seat height recess is to be measured from the top of the mud guard to the base of the seat. Maximum 150mm. MUST be on top of the axle. Mowers must still be clearly and easily recognised as mowers, and be neat, tidy and have good paint presentation.



CLASS BREAKDOWN:

SUPER MODIFIED

16. SUPER MODIFIED

Super Modified Class is advanced level driving. A class for experienced members with demonstrated track capability. You need to hold a unrestricted license or above to enter in this class.

16.1. All drivers wishing to drive SUPER MODIFIED mowers must have complied with Licence restrictions and accreditations (Progression from C Class to Modified to Super Modified).

16.2. “Super modified” means a ride on lawn mower, which has been altered from the manufacturer’s specifications in any structural or mechanical aspect and has been fitted with a mower engine (30 H/P max) or a motorcycle engine (4 stroke / 250cc max). It must also comply with all the **General Build Requirements (See Section 11)**.

16.2.1. Handlebars are not permitted.

16.2.2. Mowers shall not be fitted with suspension to the front or the rear wheels.


16.2.3. The maximum width of any mower shall be 1 metre at the widest point (**See Section 11.16 for grandfather clause**), 1.4 metre's long front wheel centre to rear wheel centre and the bottom chassis AT LEAST 100mm off the ground.

16.3. The installation of braces or other components to strengthen the original chassis or body is permitted.

16.4. Modification of the original chassis is permitted where such modification may include the lengthening cutting or adapting of the chassis. Outer mud guards must be re-fitted, modified and the finished mower MUST retain and be clearly recognisable as a ride on mower.

16.5. Wheel rims on Super Modified Class Mowers shall be of steel or machined alloy only and be of a one piece or welded construction. No two-piece rims are permitted.

16.6. Throttle and brake controls may be relocated.



CLASS BREAKDOWN:

MASTERS & MOTIV8

17. MASTERS

*Master Class is an ideal class for older members with desire to participate in mower racing.
This class is for members over the age of 50.*

17.1. Motor and drive options are to be within C and Modified standards/rules.

17.2. Engine is capped at 15 H/P.

17.3. You can go straight to Masters as a new member (if you are over 50 years of age).

18. MOTIV8 PROGRAM

MOTIV8 is a skill development program that is supported by the ShowMOW Racing community.

18.1. This class allows hydro ride on lawnmowers only.

18.2. Speed limit is capped at 10 km/h.

18.3. Participants are to follow ALL safety requirements shared by the Head MOTIV8 program official.

**LET'S GO
RACING!**

ShowMow
Racing
AUSTRALIA

2021 EDITION

SHOWMOW RACING AUSTRALIA